



# Circumambulating the Outside of the Chartres Cathedral

A prayer walk  
designed by The Rev. Jill K H Geoffrion, Ph.D.  
[www.praywithjillatchartres.com](http://www.praywithjillatchartres.com)



Many religious traditions encourage the practice of circling a holy site before entering it.



**Views of cathedral**



# Two guidelines (that may be hard to follow)

Take your time (we are not in a hurry; slow down!)  
Stay together as a group. We are pilgrims in community.





Less important: What is this?

More important:  
What is God  
communicating?





# Pilgrims have been coming here for centuries.



Pilgrims, St. Cheron Window, Chartres



Pilgrimage markers in Chartres for the Camino to Compostela, Spain



21st century student pilgrims arrive on foot from Paris.



# Let us join them...



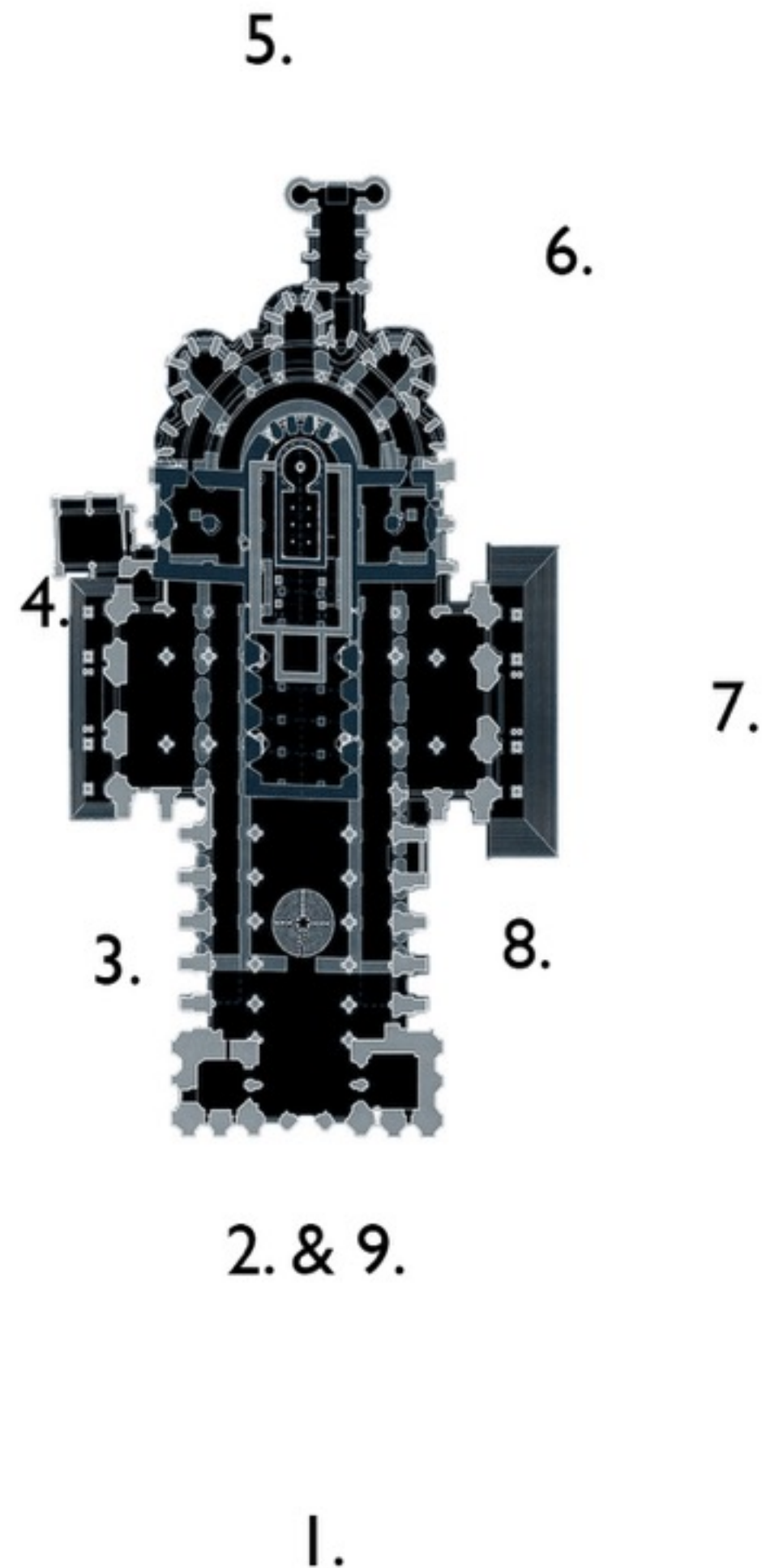
Scout pilgrims to Chartres



Group of pilgrims as seen from the cathedral tower



# Our stations of prayer





## Station I

The parvis  
of the cathedral





















Station 2: The pilgrimage shell by the west wall













# Pilgrimage Ritual

Stand.

As we bow our heads,  
we remember that the first step  
on the path is humility.

The second step, letting go,  
is symbolized by  
holding two fists out  
and opening them downward.

The third step, receiving,  
is honored by turning the palms up  
in a gesture of openness.

For the fourth step, both hands  
are placed over the heart.

Then, all pray,  
“May the path lead us Home.”

Created by: Cielle Tewksbury





Station 3:  
North Side:  
Remembering  
the medieval  
hospital  
in the crypt





# WAIT FOR THE LORD

The musical score is written for a piano accompaniment in 2/2 time, with a key signature of one sharp (F#). It consists of two systems of music, each with a treble and bass staff joined by a brace. The first system is marked *p* (piano) and the second system is marked *mf* (mezzo-forte). The lyrics are written below the notes.

*p*

Wait for the Lord, whose day is near.

*mf*

Wait for the Lord: keep watch,— take heart!




## Station 4: Le Portail Nord













Nothing can trouble, nothing can frighten. Those who seek God shall never go wanting. Nothing can trouble, nothing can frighten. God alone fills us.



Station 5: The Eastern side of the cathedral  
(in the Bishop's Garden)




























# Sanctuary Song



God, prepare me  
to be a sanctuary  
pure and holy,  
tried and true.

With thanksgiving  
I'll be a living  
sanctuary for You.

(Start on D)



## Station 6:

On the western side of the south doorway to the Bishop's Garden  
The support for our pilgrimage



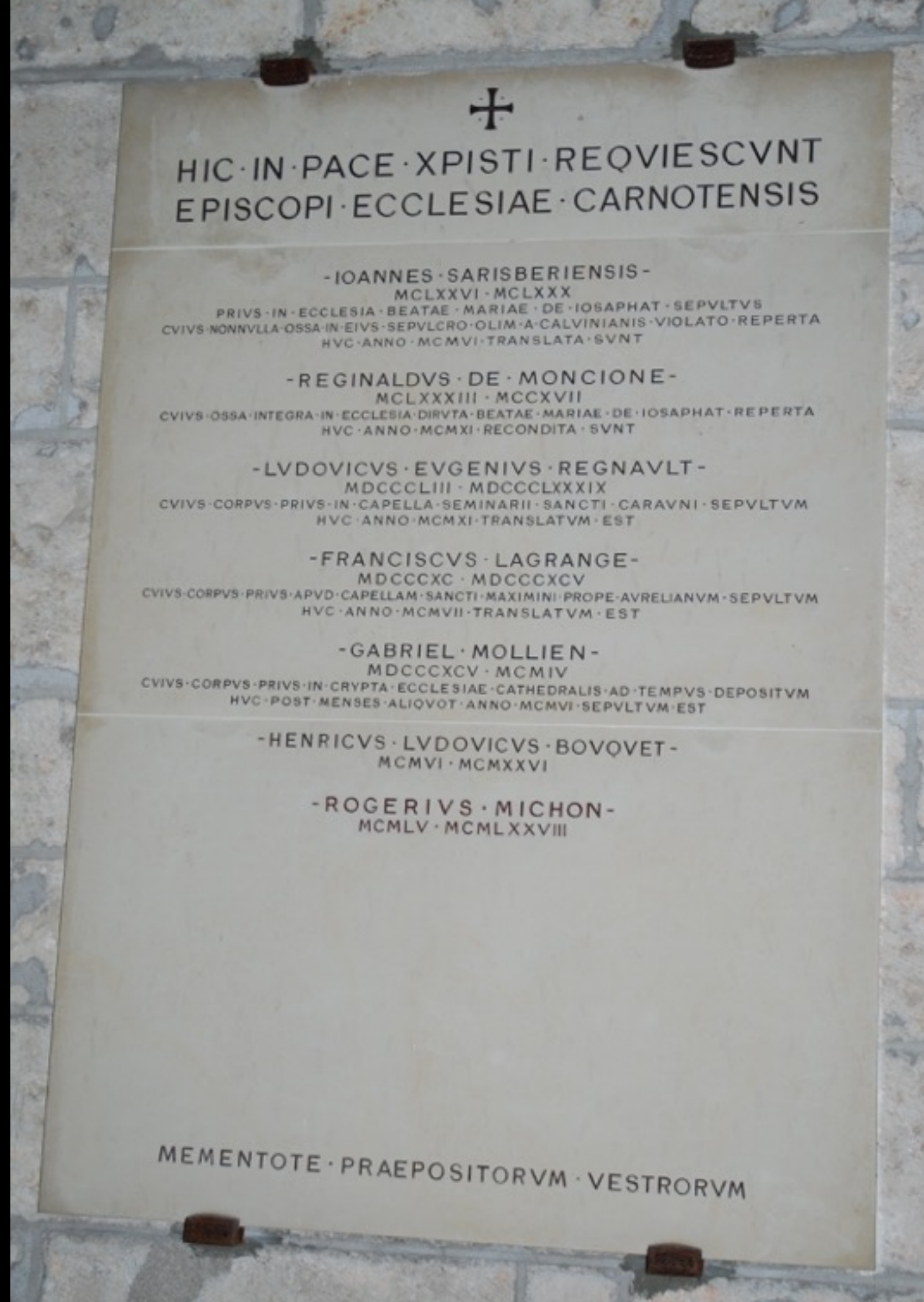


# The crypt





## Caveau des évêques















A photograph of a person's foot in a black sandal on a stone path, with a Navaho prayer-poem overlaid in yellow text.

*Now I walk in beauty  
Beauty is before me  
Beauty is behind me  
Above and below me.*

From a Navaho prayer-poem



## Station 7: The South Porch

















# Body Percussion:

Pilgrim,  
pilgrim,  
pilgrim

There is no way.  
There is no way.  
There is no way.

You find your  
way,  
Walking,  
walking,  
walking,  
walking.



Station 8: The third and fourth bays of the nave





# Considering the labyrinth from the outside of the cathedral




Diagram from Gordon Strachan,  
*Chartres: Sacred Geometry, Sacred Space*. 2003



Body Percussion:

Pilgrim,  
pilgrim,  
pilgrim

There is no way.  
There is no way.  
There is no way.

You find your  
way,  
Walking,  
walking,  
walking,  
walking.

Rancho de los Caberellos Wickenburg, Arizona USA

Repeat 2x



Station 9





# Pilgrimage Ritual

Stand.

As we bow our heads,  
we remember that the first step  
on the path is humility.

The second step, letting go,  
is symbolized by  
holding two fists out  
and opening them downward.

The third step, receiving,  
is honored by turning the palms up  
in a gesture of openness.

For the fourth step, both hands  
are placed over the heart.

Then, all pray,  
“May the path lead us Home.”

Created by: Cielle Tewksbury  
[ciellet9@gmail.com](mailto:ciellet9@gmail.com)







Be Safe and Well.

Peace,  
Love,  
(Wisdom),  
and  
Courage!

Egyptian blessing  
for those leaving on pilgrimage  
From Phil Cousineau, *The Art of Pilgrimage*.